

Guarantee Advice Internal Amendment - Islamic User Guide

# **Oracle Banking Trade Finance Process Management**

Release 14.6.0.0.0

**Part No. F57088-01**

May 2022

Oracle Banking Trade Finance Process Management - Guarantee Advice Internal Amendment User Guide  
Oracle Financial Services Software Limited

Oracle Park  
Off Western Express Highway  
Goregaon (East)  
Mumbai, Maharashtra 400 063  
India  
Worldwide Inquiries:  
Phone: +91 22 6718 3000  
Fax: +91 22 6718 3001  
[www.oracle.com/financialservices/](http://www.oracle.com/financialservices/)

Copyright © 2018- 2022, Oracle and/or its affiliates. All rights reserved.

Oracle and Java are registered trademarks of Oracle and/or its affiliates. Other names may be trademarks of their respective owners.

U.S. GOVERNMENT END USERS: Oracle programs, including any operating system, integrated software, any programs installed on the hardware, and/or documentation, delivered to U.S. Government end users are “commercial computer software” pursuant to the applicable Federal Acquisition Regulation and agency-specific supplemental regulations. As such, use, duplication, disclosure, modification, and adaptation of the programs, including any operating system, integrated software, any programs installed on the hardware, and/or documentation, shall be subject to license terms and license restrictions applicable to the programs. No other rights are granted to the U.S. Government.

This software or hardware is developed for general use in a variety of information management applications. It is not developed or intended for use in any inherently dangerous applications, including applications that may create a risk of personal injury. If you use this software or hardware in dangerous applications, then you shall be responsible to take all appropriate failsafe, backup, redundancy, and other measures to ensure its safe use. Oracle Corporation and its affiliates disclaim any liability for any damages caused by use of this software or hardware in dangerous applications.

This software and related documentation are provided under a license agreement containing restrictions on use and disclosure and are protected by intellectual property laws. Except as expressly permitted in your license agreement or allowed by law, you may not use, copy, reproduce, translate, broadcast, modify, license, transmit, distribute, exhibit, perform, publish or display any part, in any form, or by any means. Reverse engineering, disassembly, or decompilation of this software, unless required by law for interoperability, is prohibited.

The information contained herein is subject to change without notice and is not warranted to be error-free. If you find any errors, please report them to us in writing.

This software or hardware and documentation may provide access to or information on content, products and services from third parties. Oracle Corporation and its affiliates are not responsible for and expressly disclaim all warranties of any kind with respect to third-party content, products, and services. Oracle Corporation and its affiliates will not be responsible for any loss, costs, or damages incurred due to your access to or use of third-party content, products, or services.

---

## Contents

<b>Oracle Banking Trade Finance Process Management</b> .....	<b>1</b>
Overview.....	1
Benefits.....	1
Key Features .....	1
<b>Guarantee Advice Internal Amendment - Islamic</b> .....	<b>2</b>
Common Initiation Stage.....	2
Registration .....	3
Application Details .....	5
Guarantee Details.....	6
Miscellaneous .....	9
Data Enrichment .....	10
Main Details .....	13
Additional Fields .....	16
Advices .....	17
Additional Details.....	20
Settlement Details .....	29
Summary .....	30
Multi Level Approval.....	32
Handoff: .....	34
<b>Reference and Feedback</b> .....	<b>3</b>
References.....	3
Documentation Accessibility .....	3
Feedback and Support.....	3

---

# Oracle Banking Trade Finance Process Management

Welcome to the Oracle Banking Trade Finance Process Management (OBTFPM) User Guide. This guide provides an overview on the OBTFPM application and takes you through the various steps involved in creating and processing Trade Finance transactions.

This document will take you through following activities in OBTFPM:

- To create and handle Trade Finance transaction.
- Help users to conveniently create and process Trade Finance transaction

## Overview

OBTFPM is a Trade Finance Middle Office Platform, which enables Bank to streamline the Trade Finance operations. OBTFPM enables the customers to send request for new Trade Finance transaction either by visiting the branch (offline channels) or through SWIFT/Trade Portal/other external systems (online channels).

## Benefits

OBTFPM helps Banks to manage Trade Finance operations across the globe in different currencies. OBTFPM allows you to:

- Handle all Trade Finance transactions in a single platform.
- Provides support for limit verification and limit earmarking.
- Provide amount block support for customer account.
- Provides acknowledgement to customers.
- Enables the user to upload related documents during Transaction.
- Enables to Integrate with back end applications for tracking limits, creating limit earmarks, amount blocks, checking KYC, AML and Sanction checks status.
- Create, track and close exceptions for the above checks.
- Enables to use customer specific templates for fast and easy processing of trade transactions that reoccur periodically.

## Key Features

- Stand-alone system that can be paired with any back end application.
- Minimum changes required to integrate with bank's existing core systems.
- Faster time to market.
- Capable to interface with corporate ERP and SWIFT to Corporate.
- Highly configurable based on bank specific needs.
- Flexibility in modifying processes.

# Guarantee Advice Internal Amendment - Islamic

Conventional Guarantee Advise Internal Amendment process enables the user to make the following amendments to the Guarantee which has been already issued.

The various stages involved in Internal Amendment of Guarantee Issued are:

- Receive and verify documents and input the basic details - Registration stage
- Input/Modify details - Data Enrichment stage
- Check for limit availability
- Check balance availability for amount block
- Earmark limits/Create amount block for cash margin/charges
- Capture remarks for other users to check and act
- Generate acknowledgements.
- Hand off request to back office

The design, development and functionality of the Islamic Guarantee Advise Internal Amendment process flow is similar to that of conventional Guarantee Advise Internal Amendment process flow.

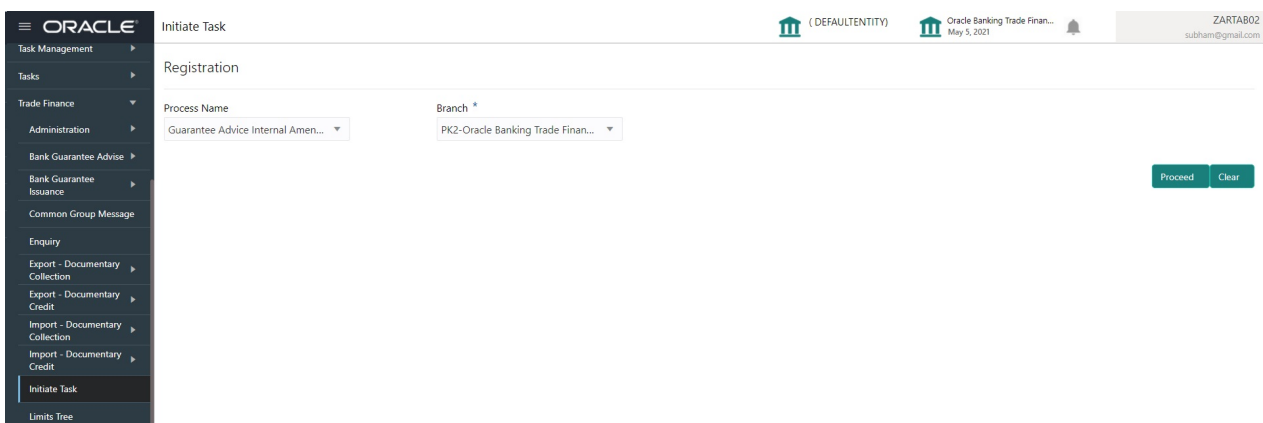
This chapter contains the following topics:

Common Initiation Stage	Registration
Data Enrichment	Multi Level Approval

## Common Initiation Stage

The user can initiate the new Islamic guarantee advise internal amendment request from the common Initiate Task screen.

1. Using the entitled login credentials, login to the OBTFPM application.
2. Click **Trade Finance > Initiate Task**.



Provide the details based on the description in the following table:

Field	Description
Process Name	Select the process name to initiate the task.
Branch	Select the branch.

## Action Buttons

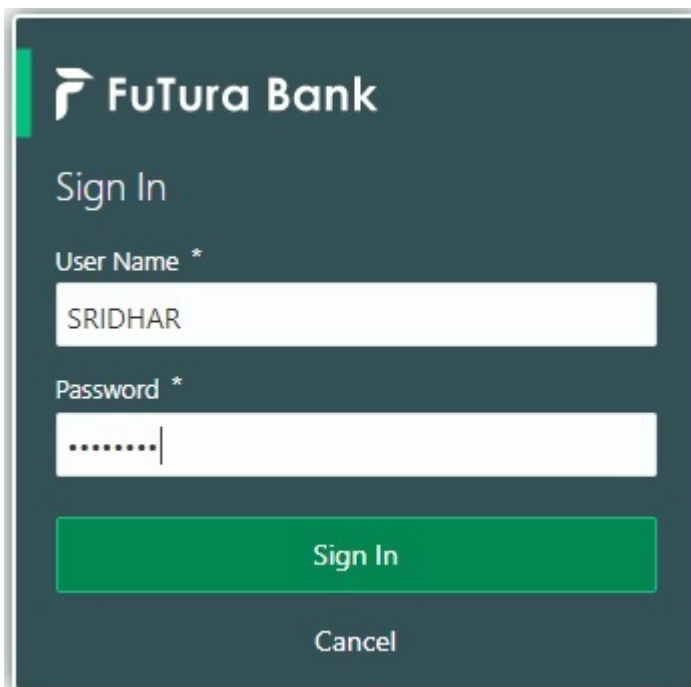
Use action buttons based on the description in the following table:

Field	Description
Proceed	Task will get initiated to next logical stage.
Clear	The user can clear the contents update and can input values again.

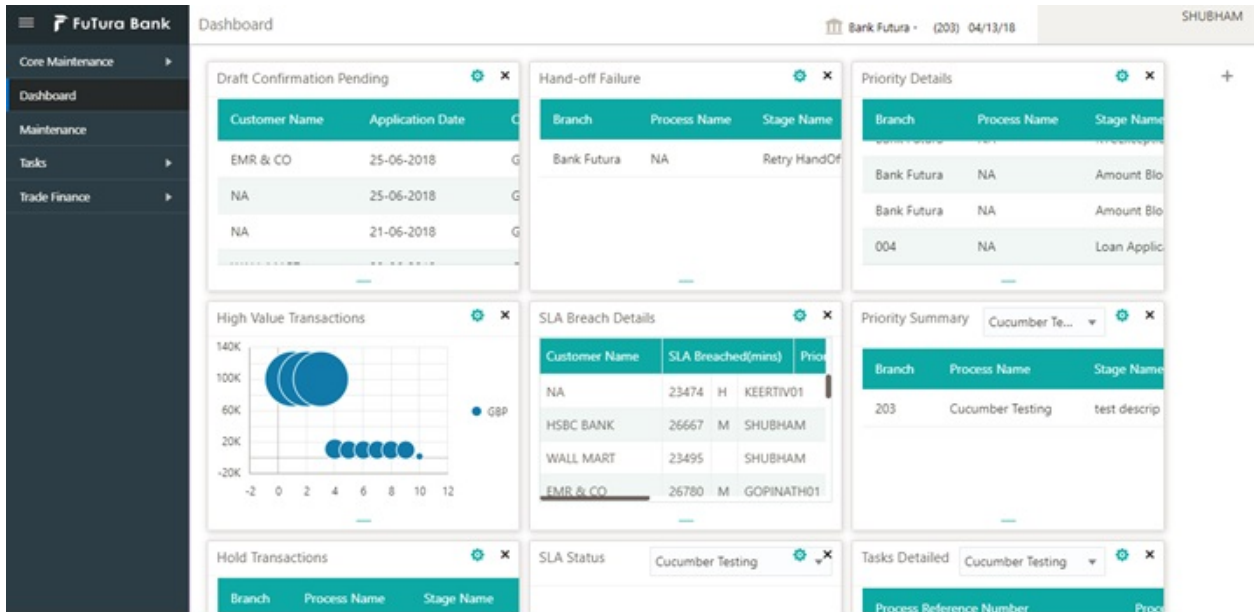
## Registration

As a Registration user, you can register an Islamic internal amendment to a Guaranteed/SBLC Advised request received at the front desk (as an application received physically/received by mail/fax). On submit of the amendment request, the customer should be notified with acknowledgment and the request should be available for an Guarantee Amendment expert to handle in the next stage.

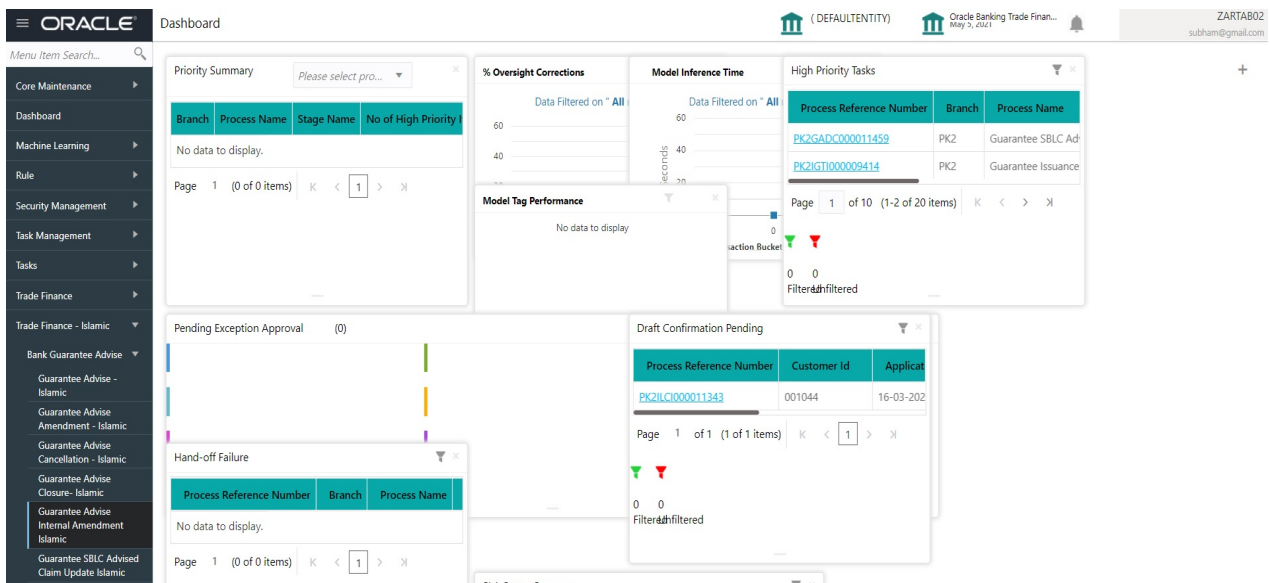
1. Using the entitled login credentials for Registration stage, login to the OBTFPM application.

The image shows a login interface for FuTura Bank. At the top left is the FuTura Bank logo, which consists of a stylized 'F' icon followed by the text 'FuTura Bank'. Below the logo, the text 'Sign In' is displayed. There are two input fields: 'User Name \*' with the text 'SRIDHAR' entered, and 'Password \*' with masked characters '.....'. Below these fields are two buttons: a green 'Sign In' button and a 'Cancel' button.

2. On login, user must be able to view the dashboard screen with widgets as mapped to the user.



3. Click **Trade Finance - Islamic > Bank Guarantee Advise > Guarantee Advice Internal Amendment - Islamic**.



The Registration stage has two sections Application Details and Guarantee Details. Let's look at the Registration stage:

In case of STP of incoming SWIFT MT 768, a task should be directly created in Data Enrichment Stage after the required business validations and Registration stage is not applicable.

## Application Details

Guarantee Advise Internal Amendment Islamic

View Signature Documents Remarks Customer Instruction

### Application Details

Advising Bank Reference Number  
PK2GUA1211252001

Submission Mode  
Desk

Amendment Date  
May 5, 2021

Beneficiary  
001044 GOODCARE PLC

Process Reference Number  
PK2IGIA000011776

Branch  
PK2-Oracle Banking Trade Finan...

Issuer  
001043 MARKS AND SP

Priority  
Medium

Issuing Bank Reference  
TEST

View Guarantee/SBLC Guarantee/SBLC Events

### Guarantee Details

22D - Form of Undertaking  
DGAR - Guarantee

32B - Undertaking Amount  
GBP £1,000.00

23X - File Identification

50 - Applicant Name  
001041 WELLS FARGO L

23B - Expiry Type  
FIXD

20 - Undertaking Number

Amount In Local Currency  
GBP £1,000.00

23X - Narrative

59A - Beneficiary Name  
001044 GOODCARE PLC

31E - Date of Expiry  
Aug 3, 2021

Product Code  
GUA1

22K - Type of Undertaking

40C - Applicable Rules  
URDG - Uniform rules for dema...

56A - Advising Bank

35G - Expiry Condition/ Event

Product Description  
Islamic Export LC - advising of Guarant

22A - Purpose of Message  
ADVI - Advice of issued underta...

40C - Narrative

39D - Additional Amounts

51 - Obligor/ Instructing Party

Hold Cancel Save & Close Submit

Provide the Application Details based on the description in the following table:

Field	Description	Sample Values
Advising Bank Reference Number	Enter the advising bank reference number or alternatively select it from LOV'.  As part of LOV criteria; user can input the Customer Id, Beneficiary name, Currency and amount.	
Beneficiary	Read only field.  Beneficiary name is auto-populated from Guarantee /SBLC Advise.	001345
Branch	Read only field.  Branch Name will be auto-populated from Guarantee /SBLC Advise.	203-Bank Futura -Branch FZ1
Priority	This field will be defaulted based on the priority maintained for the customer. If priority is not maintained for a customer, 'Medium' priority will be defaulted.	High
Submission Mode	Select the submission mode of Guarantee Advice Internal Amendment request.  <b>Desk</b> - Request received through Desk <b>Courier</b> - Request received through Courier <b>Email</b> - Request received through Email	Desk
Process Reference Number	Unique sequence number for the transaction.  This is auto generated by the system based on process name and branch code.	203GTEADV0015920



Field	Description	Sample Values
Issuer	Read only field. System defaults the Issuing Bank as per the Guarantee Advice details.	
Issuing Bank Reference	Read only field. System defaults the Issuing Bank reference from Guarantee Advice details.	Advising Bank Reference
Amendment Date	System defaults the branch's current system date.	04/13/2018

## Guarantee Details

Registration user can view the latest LC values defaulted in the respective fields in the Guarantee Details in this section. All the fields in the Guarantee Details section is read only.

**Guarantee Details**  
22D - Form of Undertaking  
DGAR - Guarantee  
32B - Undertaking Amount  
GBP £1,000.00  
23X - File Identification  
50 - Applicant Name  
001041 WELLS FARGO L  
23B - Expiry Type  
FIXD

20 - Undertaking Number  
Amount In Local Currency  
GBP £1,000.00  
23X - Narrative  
59A - Beneficiary Name  
001044 GOODCARE PLC  
31E - Date of Expiry  
Aug 3, 2021

Product Code  
GUA1  
22K - Type of Undertaking  
40C - Applicable Rules  
URDG - Uniform rules for dema...  
56A - Advising Bank  
35G - Expiry Condition/ Event

Product Description  
Islamic Export LC - advising of Guaranti...  
22A - Purpose of Message  
ADVI - Advice of issued underta...  
40C - Narrative  
39D - Additional Amounts  
51- Obligor/ Instructing Party

Hold Cancel Save & Close Submit

Provide the Guarantee Details based on the description in the following table:

Field	Description	Sample Values
Form of Undertaking	Read only field. System defaults the value from Guarantee Advice details.	
Undertaking Number	Read only field. System defaults the value from Guarantee/ SBLC Advise.	
Product Code	Read only field. System defaults the value from Guarantee/ SBLC Advised.	GUA1
Product Description	Description of the product. Read only field. System defaults the value from Guarantee/ SBLC Advised.	Guarantee Advising
Undertaking Amount	Read only field. System defaults the outstanding value available from Guarantee/ SBLC Advise.	

Field	Description	Sample Values
Amount In Local Currency	System fetches the local currency equivalent value for the transaction amount from back office (with decimal places).	
Type of Undertaking	Read only field. System defaults the value from Guarantee/ SBLC Advised.	ADVP
Purpose of message	Read only field. System defaults the value from Guarantee/ SBLC Advised.	
File Identification	The type of delivery channel and its associated file name or reference. Read only field. System defaults the value from Guarantee/ SBLC Advised.	
Narrative	Read only field. System defaults the value from Guarantee/ SBLC Advised.	
Applicable Rules	Rules for Guarantee. Read only field. System defaults the value from Guarantee/ SBLC Advised.	URDG - Uniform rules for demand guarantees
Narrative	Read only field. System defaults the value from Guarantee/ SBLC Advised.	
Applicant Name	Read only field. System defaults the value from Guarantee/ SBLC Advised.	001345 Nestle
Beneficiary Name	Read only field. System defaults the beneficiary from Guarantee/ SBLC Issuance. User can modify the beneficiary if required.	001345 Nestle
Advising Bank	Read only field. System defaults the advising bank from Guarantee/ SBLC Advised.	
Additional Amounts	Read only field. Additional Amount covered as per the latest LC details is displayed in Guarantee Advised.	
Expiry Type	Validity of the guarantee. Read only field. System defaults the value from Guarantee/ SBLC Advised.	

Field	Description	Sample Values
Date Of Expiry	Expiry Date of Guarantee. System defaults the value from Guarantee/ SBLC Advised.	09/30/18
Expiry Condition/Event	Expiry Date of Guarantee. Read only field. System defaults the value from Guarantee/ SBLC Advised.	09/30/18
Obligor/Instructor Party	The party obligated to reimburse the issuer.	
Auto Close	Toggle On: Enable the toggle, if Auto close is required for that transactions. Toggle Off: Disable the toggle, if Auto close is not required for that transactions.	
Closure Date	System default the "Closure Date" value, if any, from the contract.  If the system defaulted value for <b>Auto Close</b> is <b>Yes</b> , then <b>Closure Date</b> field will be a display only field and user is not allowed to edit the same.  If the system defaulted value for <b>Auto Close</b> is <b>No</b> , then user can edit the <b>Closure Date</b> field by enabling the "Auto Close" toggle as "Yes".  User can provide the value in this field, if <b>Auto Close</b> is enabled as a part of this internal amendment.	

## Miscellaneous

Guarantee Advise Internal Amendment Islamic

View Signature Documents Remarks Customer Instruction

### Application Details

Advising Bank Reference Number PK2GUAI211252001	Beneficiary * 001044 GOODCARE PLC	Branch * PK2-Oracle Banking Trade Finan...	Priority * Medium
Submission Mode * Desk	Process Reference Number PK2GIA000011776	Issuer * 001043 MARKS AND SP	Issuing Bank Reference TEST
Amendment Date May 5, 2021			

View Guarantee/SBLC Guarantee/SBLC Events

### Guarantee Details

22D - Form of Undertaking DGAR - Guarantee	20 - Undertaking Number Amount In Local Currency GBP £1,000.00	Product Code GUAI	Product Description Islamic Export LC - advising of Guarant...
32B - Undertaking Amount GBP £1,000.00	23X - Narrative	22K - Type of Undertaking	22A - Purpose of Message ADVI - Advice of issued underta...
23X - File Identification	59A - Beneficiary Name 001041 WELLS FARGO L	40C - Applicable Rules URDG - Uniform rules for dema...	40C - Narrative
50 - Applicant Name 001041 WELLS FARGO L	31E - Date of Expiry Aug 3, 2021	56A - Advising Bank	39D - Additional Amounts
23B - Expiry Type FIXD		35G - Expiry Condition/ Event	51 - Obligor/ Instructing Party

Hold Cancel Save & Close Submit

Enables the user to upload required documents. Provide the Miscellaneous Details based on the description in the following table:

Field	Description	Sample Values
Verify Signature	System displays the details of Authorized signatories. The pop up box displays the signature id, signature title and image of the signature for verification.	
Documents	Upload the required documents. E.g.: Guarantee/ SBLC Application, Indemnity, Counter Guarantee	
Remarks	Provide any additional information regarding the Guarantee Advise Amendment. This information can be viewed by other users processing the request.	
Customer Instructions	Click to view/ input the following <ul style="list-style-type: none"> <li><b>Standard Instructions</b> – In this section, the system will populate the details of Standard Instructions maintained for the customer. User will not be able to edit this.</li> <li><b>Transaction Level Instructions</b> – In this section, OBTFPM user can input any Customer Instructions received as part of transaction processing. This section will be enabled only for customer initiated transactions.</li> </ul>	
View Guarantee	Clicking on View Guarantee button, user can view the the snapshot of latest Guarantee Advised details.	
Guarantee Events	Clicking on Guarantee Events button, user can view the snapshot of various events under the Guarantee Advised.	

Field	Description	Sample Values
<b>Action Buttons</b>		
Submit	On Submit, system will give confirmation message for successful submission. Task will get moved to next logical stage of Guarantee Advise Amendment.  If mandatory fields have not been captured, system will display an error message until the mandatory fields data are provided.	
Save & Close	Save the information provided and holds the task in you queue for working later.  This option will not submit the request.	
Cancel	Cancels the Guarantee Advise Amendment. Registration stage inputs.	
Hold	The details provided will be registered and status will be on hold.  This option is used, if there are any pending information yet to be received from applicant.	
Checklist	System displays the mandatory and optional checklist items. Make sure that the details in the checklist are completed and acknowledge. If mandatory checklist items are not marked, system will display an error on submit.	

## Data Enrichment

At this stage you can register a new request for Islamic Internal Amendment of Guarantee/SBLC Advised.

As part of Data Enrichment, you can update the details already captured in Registration stage. If details are not captured in DE stage, you can input the details.

If the request is received by mail/Courier, the user can to update the request. The request will have the details entered during the Registration stage.

If the request is received by SWIFT, then the task needs to be auto created and available for the user to handle.

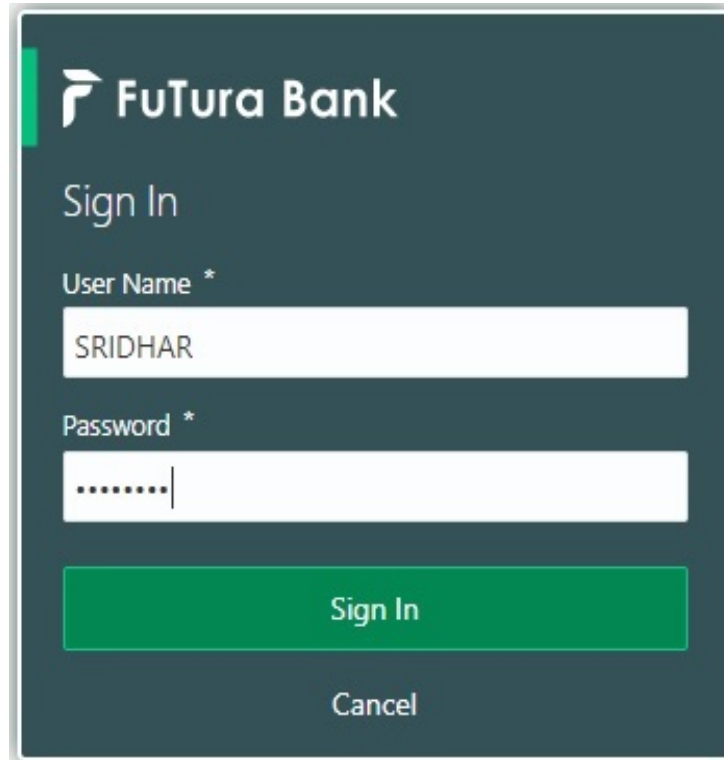


### Note

For expired line of limits, the task moves to “Limit Exception” stage under Free Tasks, on ‘Submit’ of DE Stage with the reason for exception as “Limit Expired”.

Do the following steps to acquire a task which completed the Registration and currently at Data enrichment stage:

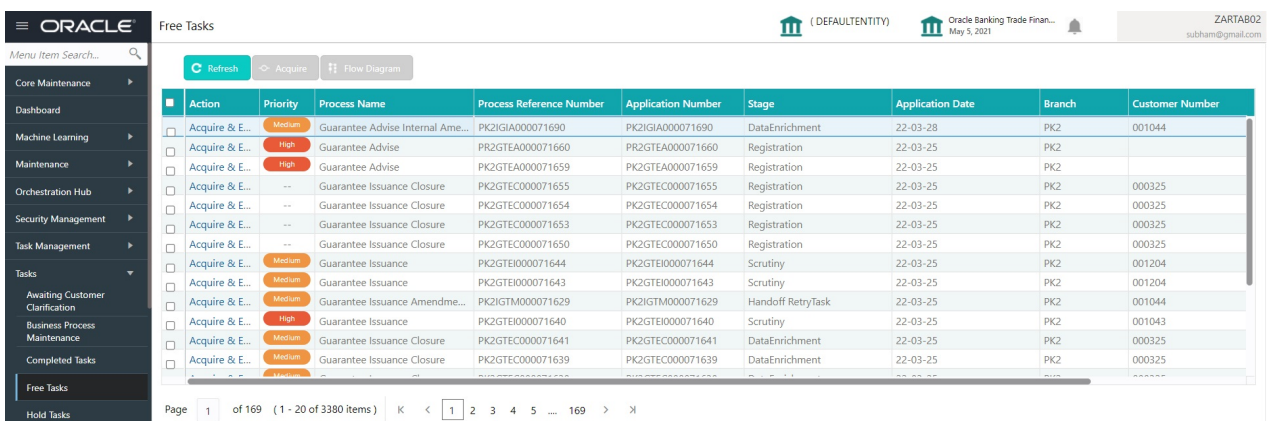
1. Using the entitled login credentials for Data Enrichment stage, login to the OBTFPM application.



The image shows a login screen for 'FuTura Bank'. It has a dark blue background with the bank's logo and name at the top. Below the name is the text 'Sign In'. There are two input fields: 'User Name \*' with the text 'SRIDHAR' and 'Password \*' with masked characters '.....'. At the bottom, there are two buttons: a green 'Sign In' button and a white 'Cancel' button.

2. On login, user must be able to view the dashboard screen with widgets as mapped to the user.

3. Click **Tasks > Free Tasks**.



The image shows the 'Free Tasks' dashboard in the Oracle OBTFPM application. The dashboard has a sidebar menu on the left with options like 'Core Maintenance', 'Dashboard', 'Machine Learning', 'Maintenance', 'Orchestration Hub', 'Security Management', 'Task Management', 'Tasks', 'Awaiting Customer Clarification', 'Business Process Maintenance', 'Completed Tasks', 'Free Tasks', and 'Hold Tasks'. The main area displays a table of tasks with columns: Action, Priority, Process Name, Process Reference Number, Application Number, Stage, Application Date, Branch, and Customer Number. The table contains 16 rows of tasks. At the bottom, there is a pagination bar showing 'Page 1 of 169 (1 - 20 of 3380 items)' and navigation controls.

Action	Priority	Process Name	Process Reference Number	Application Number	Stage	Application Date	Branch	Customer Number
Acquire & E...	Medium	Guarantee Advise Internal Ame...	PK2IGIA000071690	PK2IGIA000071690	DataEnrichment	22-03-28	PK2	001044
Acquire & E...	High	Guarantee Advise	PK2GTEA000071660	PK2GTEA000071660	Registration	22-03-25	PK2	
Acquire & E...	High	Guarantee Advise	PK2GTEA000071659	PK2GTEA000071659	Registration	22-03-25	PK2	
Acquire & E...	--	Guarantee Issuance Closure	PK2GTEC000071655	PK2GTEC000071655	Registration	22-03-25	PK2	000325
Acquire & E...	--	Guarantee Issuance Closure	PK2GTEC000071654	PK2GTEC000071654	Registration	22-03-25	PK2	000325
Acquire & E...	--	Guarantee Issuance Closure	PK2GTEC000071653	PK2GTEC000071653	Registration	22-03-25	PK2	000325
Acquire & E...	--	Guarantee Issuance Closure	PK2GTEC000071650	PK2GTEC000071650	Registration	22-03-25	PK2	000325
Acquire & E...	Medium	Guarantee Issuance	PK2GTEI000071644	PK2GTEI000071644	Scrutiny	22-03-25	PK2	001204
Acquire & E...	Medium	Guarantee Issuance	PK2GTEI000071643	PK2GTEI000071643	Scrutiny	22-03-25	PK2	001204
Acquire & E...	Medium	Guarantee Issuance Amendme...	PK2IGTM000071629	PK2IGTM000071629	Handoff RetryTask	22-03-25	PK2	001044
Acquire & E...	High	Guarantee Issuance	PK2GTEI000071640	PK2GTEI000071640	Scrutiny	22-03-25	PK2	001043
Acquire & E...	Medium	Guarantee Issuance Closure	PK2GTEC000071641	PK2GTEC000071641	DataEnrichment	22-03-25	PK2	000325
Acquire & E...	Medium	Guarantee Issuance Closure	PK2GTEC000071639	PK2GTEC000071639	DataEnrichment	22-03-25	PK2	000325

4. Select the appropriate amendment task and click **Acquire & Edit** to edit the task or click **Acquire** to edit the task.

Free Tasks

Menu Item Search...

Refresh Acquire Flow Diagram

Action	Priority	Process Name	Process Reference Number	Application Number	Stage	Application Date	Branch	Customer Number
<input checked="" type="checkbox"/> Acquire & Edit	Medium	Guarantee Issuance Internal Amendment L...	PK2IGI000071696	PK2IGI000071696	DataEnrichment	22-03-28	PK2	000153
<input type="checkbox"/> Acquire & Edit	Medium	Guarantee advise claim lodging	PK2GAD000071693	PK2GAD000071693	DataEnrichment	22-03-28	PK2	001044
<input type="checkbox"/> Acquire & Edit	Medium	Guarantee SBLC Advised-Claim Update	PK2GAD000071689	PK2GAD000071689	DataEnrichment	22-03-28	PK2	001044
<input type="checkbox"/> Acquire & Edit	Medium	Guarantee advise claim lodging	PK2GAD000071686	PK2GAD000071686	DataEnrichment	22-03-28	PK2	001044
<input type="checkbox"/> Acquire & Edit	Medium	Import LC issuance	PK1ILCI000071684	PK1ILCI000071684	Handoff RetryTask	22-03-27	PK2	000325
<input type="checkbox"/> Acquire & Edit	Medium	Guarantee Issuance Amendment Islamic	PK2IGTM000071683	PK2IGTM000071683	Registration	22-03-26	PK2	001044
<input type="checkbox"/> Acquire & Edit	Medium	Guarantee Issuance Amendment Islamic	PK2IGTM000071682	PK2IGTM000071682	Registration	22-03-26	PK2	001044
<input type="checkbox"/> Acquire & Edit	Medium	Lodge Claim - Guarantee Issued	PK2GTEC000071647	PK2GTEC000071647	DataEnrichment	22-03-25	PK2	001044
<input type="checkbox"/> Acquire & Edit	High	Guarantee Advise	PK2GTEA000071660	PK2GTEA000071660	Registration	22-03-25	PK2	
<input type="checkbox"/> Acquire & Edit	Medium	Guarantee Issuance Closure	PK2GTEC000071658	PK2GTEC000071658	DataEnrichment	22-03-25	PK2	000325
<input type="checkbox"/> Acquire & Edit	High	Guarantee Advise	PK2GTEA000071659	PK2GTEA000071659	Registration	22-03-25	PK2	
<input type="checkbox"/> Acquire & Edit	--	Guarantee Issuance Closure	PK2GTEC000071655	PK2GTEC000071655	Registration	22-03-25	PK2	000325
<input type="checkbox"/> Acquire & Edit	--	Guarantee Issuance Closure	PK2GTEC000071654	PK2GTEC000071654	Registration	22-03-25	PK2	000325

Page 1 of 172 (1 - 20 of 3422 items) K < 1 2 3 4 5 ... 172 > X

5. The acquired task will be available in **My Tasks** tab. Click **Edit** to provide input for Data Enrichment stage.

My Tasks

Menu Item Search...

Refresh Release Escalate Delegate Flow Diagram

Action	Priority	Process Name	Process Reference Number	Application Number	Stage	Application Date	Branch	Customer Number	Amount
<input checked="" type="checkbox"/> Edit	Medium	Guarantee Advise Internal Amendment Isla...	PK2GIA000071690	PK2GIA000071690	DataEnrichment	22-03-28	PK2	001044	
<input type="checkbox"/> Edit	Medium	Islamic Export LC Closure	PK2IECL000071551	PK2IECL000071551	Approval Task Level 1	22-03-23	PK2	001043	
<input type="checkbox"/> Edit	Medium	Islamic ExportLC Amendment BeneficiaryC...	PK2IETB000071466	PK2IETB000071466	KYC Exceptional appr...	22-03-22	PK2	001204	
<input type="checkbox"/> Edit	Medium	Guarantee Issuance Amendment Islamic	PK2IGTM000071450	PK2IGTM000071450	Registration	22-03-22	PK2	000153	
<input type="checkbox"/> Edit	Medium	Guarantee Issuance Amendment Islamic	PK2IGTM000071448	PK2IGTM000071448	Registration	22-03-22	PK2	001044	
<input type="checkbox"/> Edit	Medium	Guarantee Issuance Closure	PK2GTEC000071396	PK2GTEC000071396	DataEnrichment	22-03-17	PK2	001044	
<input type="checkbox"/> Edit	Medium	Guarantee Issuance Closure	PK2GTEC000071394	PK2GTEC000071394	DataEnrichment	22-03-17	PK2	001044	
<input type="checkbox"/> Edit	Medium	Guarantee Advise Amendment	PK2GTAA000071391	PK2GTAA000071391	DataEnrichment	22-03-17	PK2	001044	
<input type="checkbox"/> Edit	--	Guarantee Issuance Closure	PK2GTEC000071390	PK2GTEC000071390	Registration	22-03-17	PK2	001044	
<input type="checkbox"/> Edit	Medium	Islamic Export Documentary Collection Ret...	PK2IEDC000071379	PK2IEDC000071379	DataEnrichment	22-03-17	PK2	001044	
<input type="checkbox"/> Edit	Medium	Import LC Issuance Islamic	PK1ILIU000071365	PK1ILIU000071365	Registration	22-03-17	PK2	000321	
<input type="checkbox"/> Edit	--	Import LC Amendment Islamic	PK2IILM000071364	PK2IILM000071364	Registration	22-03-17	PK2	001044	
<input type="checkbox"/> Edit	--	Import LC Amendment	PK2ILCA000071361	PK2ILCA000071361	Registration	22-03-17	PK2	001044	

Page 1 of 3 (1 - 20 of 41 items) K < 1 2 3 > X

The Guarantee Advise Internal Amendment - Data Enrichment stage has three sections as follows:

- Main Details
- Additional Fields
- Advices
- Additional Details
- Settlement Details
- Summary

Let's look at the details for Islamic Guarantee Advice Internal Amendment - Data Enrichment stage.

User can enter/update the following fields. Some of the fields that are already having value from Registration/online channels may not be editable.



## Main Details

Main details section has three sub section as follows:

- Application Details
- Guarantee Details

## Application Details

Refer to [Application Details](#) in the Registration section for more information of the fields.

Guarantee Advise Internal Amendment Islamic  
DataEnrichment :: Application No:- PK2GIA000071690

Documents Remarks Overrides Customer Instruction Incoming Message View Undertaking

Screen ( 1 / 6 )

**Main Details**

**Application Details**

Advising Bank Reference Number  
PK2GJAI211256002

Submission Mode  
Desk

Amendment Date  
May 5, 2021

Beneficiary  
001044 GOODCARE PLC

Process Reference Number  
PK2GIA000071690

Branch  
PK2-Oracle Banking Trade Finan...

Issuer  
001183 RABO BANK

Priority  
Medium

Issuing Bank Reference  
001183

**Guarantee Details**

22D - Form of Undertaking  
DGAR - Guarantee

32B - Undertaking Amount  
GBP £1,212.00

23X - File Identification

50 - Applicant Name  
001043 MARKS AND SP

23B - Expiry Type  
COND

20 - Undertaking Number

Amount In Local Currency  
GBP £1,212.00

23X - Narrative

59A - Beneficiary Name  
001044 GOODCARE PLC

31E - Date of Expiry  
Nov 2, 2021

Product Code  
GJAI

22K - Type of Undertaking  
OTHR - Other delivery channel

40C - Applicable Rules  
URDG - Uniform rules for dema...

56A - Advising Bank

35G - Expiry Condition/ Event  
ArunCond

Product Description  
Islamic Export LC - advising of Guaranti

22A - Purpose of Message  
ADVI - Advice of issued underta...

40C - Narrative

39D - Additional Amounts

51- Obligor/ Instructing Party

Audit

Reject Refer Hold Cancel Save & Close Back Next

## Guarantee Details

The fields listed under this section are same as the fields listed under the [Guarantee Details](#) section in [Registration](#). Refer to [Guarantee Details](#) for more information of the fields. User can Input/ update the fields except the Product Code field.

**Guarantee Details**

22D - Form of Undertaking  
DGAR - Guarantee

32B - Undertaking Amount  
GBP £1,212.00

23X - File Identification

50 - Applicant Name  
001043 MARKS AND SP

23B - Expiry Type  
COND

20 - Undertaking Number

Amount In Local Currency  
GBP £1,212.00

23X - Narrative

59A - Beneficiary Name  
001044 GOODCARE PLC

31E - Date of Expiry  
Nov 2, 2021

Product Code  
GJAI

22K - Type of Undertaking  
OTHR - Other delivery channel

40C - Applicable Rules  
URDG - Uniform rules for dema...

56A - Advising Bank

35G - Expiry Condition/ Event  
ArunCond

Product Description  
Islamic Export LC - advising of Guaranti

22A - Purpose of Message  
ADVI - Advice of issued underta...

40C - Narrative

39D - Additional Amounts

51- Obligor/ Instructing Party

Audit

Reject Refer Hold Cancel Save & Close Back Next



## Action Buttons

Use action buttons based on the description in the following table:

Field	Description	Sample Values
Reject	<p>On click of Reject, user must select a Reject Reason from a list displayed by the system.</p> <p>Reject Codes:</p> <ul style="list-style-type: none"> <li>• R1- Documents missing</li> <li>• R2- Signature Missing</li> <li>• R3- Input Error</li> <li>• R4- Insufficient Balance/Limits</li> <li>• R5 - Others.</li> </ul> <p>Select a Reject code and give a Reject Description.</p> <p>This reject reason will be available in the remarks window throughout the process.</p>	
Refer	<p>On click of Refer, user will be able to refer the task back to the Data Enrichment user. User must select a Refer Reason from the values displayed by the system.</p> <p>Refer Codes:</p> <ul style="list-style-type: none"> <li>• R1- Documents missing</li> <li>• R2- Signature Missing</li> <li>• R3- Input Error</li> <li>• R4- Insufficient Balance/Limits</li> <li>• R5 - Others.</li> </ul>	
Hold	<p>The details provided will be on hold.</p> <p>This option is used, if there are any pending information yet to be received from applicant.</p>	
Cancel	Cancel the details captured in the screen.	
Next	<p>Task will get moved to next logical stage of Guarantee Amendment Advise.</p> <p>If mandatory fields have not been captured, system will display an error message until the mandatory fields data are provided.</p>	
Save & Close	<p>Save the information provided and holds the task in you queue for working later.</p> <p>This option will not submit the request</p>	

Field	Description	Sample Values
Documents	<p>Click the Documents icon to View/Upload the required documents.</p> <p>Application will display the mandatory and optional documents.</p> <p>The user can view and input/view application details simultaneously.</p> <p>When a user clicks on the uploaded document, Document window get opened and on clicking the view icon of the uploaded document, Application screen should get split into two. The one side of the document allows to view and on the other side allows to input/view the details in the application.</p>	
Remarks	Click the Remarks icon to view the remarks captured as part of Registration stage and also can input Remarks, which can be seen by other users.	
Overrides	Click to view overrides, if any.	
Customer Instructions	<p>Click to view/ input the following</p> <ul style="list-style-type: none"> <li>• <b>Standard Instructions</b> – In this section, the system will populate the details of Standard Instructions maintained for the customer. User will not be able to edit this.</li> <li>• <b>Transaction Level Instructions</b> – In this section, OBTFPM user can input any Customer Instructions received as part of transaction processing. This section will be enabled only for customer initiated transactions.</li> </ul>	
Common Group Message	Click Common Group Message button, to send MT799 and MT999 messages from within the task.	
View Undertaking	Clicking this button allows the user should to view the undertaking details.	

## Additional Fields

This stage displays the additional fields based on the User defined fields maintained in the system.

Guarantee Advise Internal Amendment Islamic  
DataEnrichment :: Application No:- PK2IGIA000071690

Documents Remarks Overrides Customer Instruction Incoming Message View Undertaking

Main Details  
Additional Fields  
Advices  
Additional Details  
Settlement Details  
Summary

Additional Fields  
Additional Fields  
No Additional fields configured!

Audit

Reject Refer Hold Cancel Save & Close Back Next

Screen ( 2 / 6 )

## Action Buttons

Use action buttons based on the description in the following table:

Field	Description	Sample Values
Reject	<p>On click of Reject, user must select a Reject Reason from a list displayed by the system.</p> <p>Reject Codes:</p> <ul style="list-style-type: none"> <li>• R1- Documents missing</li> <li>• R2- Signature Missing</li> <li>• R3- Input Error</li> <li>• R4- Insufficient Balance/Limits</li> <li>• R5 - Others.</li> </ul> <p>Select a Reject code and give a Reject Description.</p> <p>This reject reason will be available in the remarks window throughout the process.</p>	
Refer	<p>On click of Refer, user will be able to refer the task back to the Data Enrichment user. User must select a Refer Reason from the values displayed by the system.</p> <p>Refer Codes:</p> <ul style="list-style-type: none"> <li>• R1- Documents missing</li> <li>• R2- Signature Missing</li> <li>• R3- Input Error</li> <li>• R4- Insufficient Balance/Limits</li> <li>• R5 - Others.</li> </ul>	

Field	Description	Sample Values
Hold	The details provided will be on hold. This option is used, if there are any pending information yet to be received from applicant.	
Cancel	Cancel the Guarantee Advise Amendment inputs.	
Next	Task will get moved to next logical stage of Guarantee Advise Amendment.  If mandatory fields have not been captured, system will display an error message until the mandatory fields data are provided.	
Save & Close	Save the information provided and holds the task in you queue for working later. This option will not submit the request	
Documents	Click the Documents icon to View/Upload the required documents.  Application will display the mandatory and optional documents.	
Remarks	Click the Remarks icon to view the remarks captured as part of Registration stage and also can input Remarks, which can be seen by other users.	
Overrides	Click to view overrides, if any.	
View Undertaking	Clicking this button allows the user should to view the undertaking details.	

## Advices

This section defaults the advices maintained for the product based on the advices maintained at the Product level. The Data Enrichment user can verify the Advices data segment of Islamic Guarantee Advise Internal Amendment.

Guarantee Advise Internal Amendment Islamic  
DataEnrichment : Application No:- PK2IGIA000011779

Documents Remarks Overrides Customer Instruction Incoming Message View Undertaking

Screen ( 3 / 6 )

Main Details

Additional Fields

Advices

Additional Details

Settlement Details

Summary

Advices

Advice : PAYMENT\_MESS...

Advice Name: PAYMENT\_MESSAGE

Advice Party :

Party Name :

Suppress : NO

Advice

Audit

Reject Refer Hold Cancel Save & Close Back Next

The user can also suppress the Advice, if required.

Advice Details

Advice Details

Suppress Advice

☐

Party ID

Advice Name

PAYMENT\_MESSAGE

Party Name

Medium

Advice Party


FFT Code

No data to display.


Instructions

OK

Cancel

Field	Description	Sample Values
Suppress Advice	<b>Toggle on:</b> Switch on the toggle if advice is suppressed. <b>Toggle off:</b> Switch off the toggle if suppress advice is not required for the amendments	
Advice Name	User can select the instruction code as a part of free text.	
Medium	The medium of advices is defaulted from the system. User can update if required.	
Advice Party	Value be defaulted from Guarantee /SBLC Issuance. User can update if required.	
Party ID	Value be defaulted from Guarantee /SBLC Issuance. User can update if required.	
Party Name	Read only field. Value be defaulted from Guarantee /SBLC Issuance.	
Free Format Text		
FTT Code	User can select the FFT code as a part of free text.	
FFT Description	FFT description is populated based on the FFT code selected.	
	Click plus icon to add new FFT code.	
Delete icon	Click delete icon to remove any existing FFT code.	

#### Instruction Details

Field	Description	Sample Values
Instruction Code	User can select the instruction code as a part of free text.	
Instruction Description	Instruction description is populated based on the FFT code selected.	
	Click plus icon to add new instruction code.	
Delete icon	Click delete icon to remove any existing instruction code.	

## Action Buttons

Use action buttons based on the description in the following table:

Field	Description	Sample Values
Reject	<p>On click of Reject, user must select a Reject Reason from a list displayed by the system.</p> <p>Reject Codes:</p> <ul style="list-style-type: none"> <li>• R1- Documents missing</li> <li>• R2- Signature Missing</li> <li>• R3- Input Error</li> <li>• R4- Insufficient Balance/Limits</li> <li>• R5 - Others.</li> </ul> <p>Select a Reject code and give a Reject Description.</p> <p>This reject reason will be available in the remarks window throughout the process.</p>	
Refer	<p>On click of Refer, user will be able to refer the task back to the Data Enrichment user. User must select a Refer Reason from the values displayed by the system.</p> <p>Refer Codes:</p> <ul style="list-style-type: none"> <li>• R1- Documents missing</li> <li>• R2- Signature Missing</li> <li>• R3- Input Error</li> <li>• R4- Insufficient Balance/Limits</li> <li>• R5 - Others.</li> </ul>	
Hold	<p>The details provided will be on hold.</p> <p>This option is used, if there are any pending information yet to be received from applicant.</p>	
Cancel	Cancel the Guarantee Advice Scrutiny inputs.	

Field	Description	Sample Values
Next	Task will get moved to next logical stage of Guarantee Amendment Advise.  If mandatory fields have not been captured, system will display an error message until the mandatory fields data are provided.	
Save & Close	Save the information provided and holds the task in you queue for working later.  This option will not submit the request	
Back	On clicking the Back, system should move the task to the previous segment.	
Documents	Click the Documents icon to View/Upload the required documents.  Application will display the mandatory and optional documents.	
Remarks	Click the Remarks icon to view the remarks captured as part of Registration stage and also can input Remarks, which can be seen by other users.	
Overrides	Click to view overrides, if any.	
View Undertaking	Clicking this button allows the user should to view the undertaking details.	

## Additional Details

In the Additional details section, user can enter, update and verify the basic additional details Data Segment of Internal Amendment of Guarantee/ SBLC Advised request. User can change the values in Limits and Collateral section and Charges section.

Change to existing Line or cash collateral is applicable when the advising bank has also confirmed the SBLC and changes the details Issuing bank Line/ Cash Collateral.

Guarantee Advise Internal Amendment Islamic  
DataEnrichment : Application No:- PK2IGIA000071690

Documents Remarks Overrides Customer Instruction Incoming Message View Undertaking

Main Details  
Additional Fields  
Advices  
Additional Details  
Settlement Details  
Summary

Additional Details

Limit & Collateral

Limit Currency :  
Limit Contribution :  
Limit Status :  
Collateral Currency : **GBP**  
Collateral : **96.96**  
Contribution : **Not Verified**  
Collateral Status :

Charge Details

Charge :  
Commission :  
Tax :  
Block Status :

Screen ( 4 / 6 )

Audit

Reject Refer Hold Cancel Save & Close Back Next

## **Limit and Collateral**

In this section user can to attach more than one line.

On Approval, system should not release the Earmarking against each limit line and system should handoff the "Limit Earmark Reference Number" to the back office. On successful handoff, back office will make use of these "Limit Earmark Reference Number" to release the Limit Earmark done in the mid office (OBTFSM) and should Earmark the limit from the Back office.

In case multiple Lines are applicable, Limit Earmark Reference for all lines to be passed to the back office.



# Limits Details

Limits and Collaterals

Limit Details

	Customer ID	Line ID	Contribution %	Contribution Currency	Contribution Amount	Limit Check Response	Response Message	Edit	Delete
	000327		100	USD	\$100.00			000327	

Cash Collateral Details

Collateral Percentage \*
67.0

Collateral Currency and amount
USD
\$67.00

Exchange Rate
1

Sequence Number	Settlement Account Currency	Settlement Account	Exchange Rate	Collateral %	Contribution Amount	Contribution Amount in Account Currency	Account Balance Check Response	Response Message
1	GBP	PK1000327018	1.3	100	\$67.00	0	VS	The amount can be performed as the f

Deposit Linkage Details

Deposit Account	Deposit Currency	Deposit Maturity Date	Transaction Currency	Deposit Available In Transaction Currency	Linkage Amount(Transaction Currency)	Edit	Delete
PK2CDP1210860501	GBP	2022-03-27	GBP	199100	\$990.00	PK2CDP1210860501	

Page 1 of 1 (1 of 1 items)

Limit Details

Customer Id
001044

Line ID \*
001044\_GB

Contribution % \*
100.0

Limits Description

Contribution Currency
GBP

Contribution Amount \*
£9,000.00

Limit Currency
GBP

Limit Available Amount
£9,99,999.00

Limit Check Response
Available

Response Message
The Earmark can be performed as the f


Expiry Date
24-Dec-2020

Verify

Save & Close
Close

Provide the Limit Details based on the description in the following table:

Field	Description	Sample Values
<div> <div>+</div> </div>	Click plus icon to add new Limit Details.	

Field	Description	Sample Values
Limit Details Click + plus icon to add new limit details. Below fields are displayed on the Limit Details pop-up screen, if the user clicks plus icon.		
Customer ID	Applicant's/Applicant Bank customer ID will get defaulted.	
Line ID	<p>User can choose from the various lines available and mapped under the customer id gets listed in the drop down. LINE ID-DESCRIPTION will be available for selection along with Line ID. When you click on 'verify', the system will return value if the limit check was successful or Limit not Available. If limit check fails, the outstanding limit after the transaction value will be shown in the limit outstanding amount.</p> <div>  <p><b>Note</b> User can also select expired Line ID from the lookup and on clicking the verify button, system should default "The Earmarking cannot be performed as the Line ID is Expired" in the "Response Message" field.</p> </div>	
Contribution%	<p>System will default this to 100% and user can modify. System will display an alert message, if modified.</p> <p>Once contribution % is provided, system will default the amount.</p> <p>System to validate that if Limit Contribution% plus Collateral% is equal to 100. If the total percentage is not equal to 100 application will display an alert message.</p>	
Limits Description	Description of limit.	
Contribution Currency	The guarantee currency will be defaulted in this field.	
Contribution Amount	User can enter the contribution amount to be utilized under the selected limit.	
Limit Currency	Limit Currency will be defaulted in this field.	
Limit Available Amount	This field will display the value of available limit, i.e., limit available without any earmark.	
Limit Check Response	Response can be 'Success' or 'Limit not Available'.	
Response Message	Detailed Response message.	

Field	Description	Sample Values
Expiry Date	This field displays the date up to which the Line is valid	

## Collateral Details

Collateral Details

Total Collateral Amount \*  
\$67.00

Sequence Number  
2.0

Collateral Contribution Amount \*  
\$67.00

Settlement Account Currency  
GBP

Contribution Amount in Account Currency  
£0.00

Response  
VS

Verify

Collateral Amount to be Collected \*  
\$0.00

Collateral Split % \*  
100.0

Settlement Account \*  
PK1000327018

Exchange Rate  
1.3

Account Available Amount  
£99,999,393,343.91

Response Message  
The amount block can be performed as:

Save & Close
Cancel

Provide the collateral details based on the description provided in the following table:

Field	Description	Sample Values
Cash Collateral Details		
Collateral Percentage	Specify the percentage of collateral to be linked to this transaction.	
Collateral Currency and amount	System populates the contract currency as collateral currency by default. User can modify the collateral Currency and amount.	
Exchange Rate	System populates the exchange rate maintained. User can modify the collateral Currency and amount. System validates for the Override Limit and the Stop limit if defaulted exchange rate is modified.	


Click + plus icon to add new collateral details.

Below fields are displayed on the Collateral Details pop-up screen, if the user clicks plus icon.

Field	Description	Sample Values
Total Collateral Amount	Read only field. This field displays the total collateral amount provided by the user.	
Collateral Amount to be Collected	Read only field. This field displays the collateral amount yet to be collected as part of the collateral split.	
Sequence Number	Read only field. The sequence number is auto populated with the value, generated by the system.	
Collateral Split %	Specify the collateral split% to be collected against the selected settlement account.	
Contribution Amount	Collateral contribution amount will get defaulted in this field.  System defaults the collateral % maintained for the customer into the Collateral Details screen. If collateral % is not maintained for the customer, then system should default the collateral % maintained for the product.  User can modify the defaulted collateral percentage, in which case system should display an override message "Defaulted Collateral Percentage modified".	
Settlement Account	Select the settlement account for the collateral.	
Settlement Account Currency	Select the Settlement Account Currency.	
Exchange Rate	Read only field. This field displays the exchange rate, if the settlement account currency is different from the collateral currency.	
Contribution Amount in Account Currency	Read only field. This field displays the contribution amount in the settlement account currency as defaulted by the system.	
Account Available Amount	Read only field. Account available amount will be auto-populated based on the Settlement Account selection.	
Response	Response can be 'Success' or 'Amount not Available'.  System populates the response on clicking the <b>Verify</b> button.	

Field	Description	Sample Values
Response Message	Detailed Response message. System populates the response on clicking the <b>Verify</b> button.	
Verify	Click to verify the account balance of the Settlement Account.	
Save & Close	Click to save and close the record.	
Cancel	Click to cancel the entry.	

Below fields appear in the **Cash Collateral Details** grid along with the above fields.

Collateral %	User must enter the percentage of collateral to be linked to this transaction. If the value is more than 100% system will display an alert message.  System defaults the collateral % maintained for the customer into the Collateral Details screen. If collateral % is not maintained for the customer, then system should default the collateral % maintained for the product.  User can modify the defaulted collateral percentage, in which case system should display an override message "Defaulted Collateral Percentage modified".	
Contribution Amount	This field displays the collateral contribution amount.  The collateral % maintained for the customer is defaulted into the Collateral Details screen. If collateral % is not maintained for the customer, then system should default the collateral % maintained for the product. User can modify the defaulted collateral percentage, in which case system should display a override message "Defaulted Collateral Percentage modified.	
Account Balance Check Response	This field displays the account balance check response.	
Delete Icon 	Click minus icon to remove any existing Collateral Details.	
Edit Link	Click edit link to edit any existing Collateral Details.	

### Commission, Charges and Taxes Details

After Advices, clicking on Next button and landing on the additional tab, charges and tax if any will get defaulted from Back end simulation. If default charges are available under the product, they should be

defaulted here with values. If customer or customer group specific charges are maintained, then the same will be defaulted from back end system.

Commission,Charges and Taxes ×

Recalculate

Redefault

Commission Details

Event

Event Description

Component	Rate	Modified Rate	Currency	Amount	Modified	Defer	Waive	Charge Party	Settlement Account
No data to display.									
Page 1 (0 of 0 items) < 1 >									

Charge Details

Tag currency

Tag Amount

Component	Tag currency	Tag Amount	Currency	Amount	Modified	Billing	Defer	Waive	Charge Party	Settlement Account
No data to display.										
Page 1 (0 of 0 items) < 1 >										

Tax Details

Type

Value Date

Component	Type	Value Date	Currency	Amount	Billing	Defer	Settlement Account

Save & Close

Cancel

## Commission Details

Provide the Commission Details based on the description provided in the following table:

Field	Description	Sample Values
Event	Read only field. This field displays the event name.	
Event Description	Read only field. This field displays the description of the event.	
Component	Select the commission component	
Rate	Defaults from product. User can change the rate, if required.	
Modified Rate	From the default value, if the rate or amount is changed, the modified value gets updated in the modified amount field.	
Currency	Defaults the currency in which the commission needs to be collected	
Amount	An amount that is maintained under the product code defaults in this field. User can modify the value, if required.	
Modified	From the default value, if the rate or amount is changed, the modified value gets updated in the modified amount field.	
Defer	Select the check box, if charges/commissions has to be deferred and collected at any future step.	

Field	Description	Sample Values
Waive	Select the check box to waive charges/ commission.  Based on the customer maintenance, the charges/commission can be marked for Billing or Defer.	
Charge Party	Charge party will be 'Applicant' by Default. You can change the value to Beneficiary.	
Settlement Account	Details of the Settlement Account.	

## Charge Details

Provide the Charge Details based on the description provided in the following table:

Field	Description	Sample Values
Component	Charge Component type.	
Tag Currency	Defaults the tag currency in which the charges have to be collected.	
Tag Amount	Defaults the tag amount that is maintained under the product code gets defaulted in this field. User can edit the value, if required.	
Currency	Defaults the currency in which the charges have to be collected.	
Amount	An amount that is maintained under the product code gets defaulted in this field. User can edit the value, if required.	
Modified	User can enter a new amount in 'Modified' field. This will be the new charge for the modified component.	
Billing	If charges are handled by separate billing engine, then by selecting billing the details to be available for billing engine for further processing.  On simulation of charges/commission from Back Office, if any of the Charges/Commission component for the customer is 'Billing' enabled, 'Billing' toggle for that component should be automatically checked in OBTFPM.  The user can not select/de-select the check box if it is de-selected by default.  This field is disabled, if 'Defer' toggle is enabled.	

Field	Description	Sample Values
Defer	<p>If charges have to be deferred and collected at any future step, this check box has to be selected.</p> <p>On simulation of charges/commission from Back Office, if any of the Charges/Commission component for the customer is AR-AP tracking enabled, 'Defer' toggle for that component should be automatically checked in OBTFPM.</p> <p>The user can select/de-select the check box. On de-selection the user has to click on 'Recalculate' charges button for re-simulation.</p>	
Waive	<p>If charges have to be waived, this check box has to be selected.</p> <p>Based on the customer maintenance, the charges should be marked for Billing or for Defer.</p> <p>This field is disabled, if 'Defer' toggle is enabled.</p>	
Charge Party	Charge party will be applicant by default. You can change the value to beneficiary	
Settlement Account	Details of the settlement account.	

## Tax Details

The tax component is calculated based on the commission and defaults if maintained at product level. User cannot update tax details and any change in tax amount on account of modification of charges/ commission will be available on click of Re-Calculate button or on hand off to back-end system. Tax details are defaulted from the back-end system.

Following Tax Details will be displayed:

Field	Description	Sample Values
Component	Tax Component type.	
Type	Type of tax Component.	
Value Date	This field displays the value date of tax component.	
Currency	The tax currency is the same as the commission.	
Amount	The tax amount defaults based on the percentage of commission maintained. User can edit the tax amount, if required.	
Billing	<p>If taxes are handled by separate billing engine, then by selecting billing the details to be available for billing engine for further processing.</p> <p>This field is disabled, if 'Defer' toggle is enabled.</p>	



Field	Description	Sample Values
Defer	If taxes have to be deferred and collected at any future step, this option has to be enabled.  The user can enable/disable the option the check box. On de-selection the user has to click on 'Recalculate' charges button for re-simulation.	
Billing	If tax are handled by separate billing engine, then by selecting billing the details to be available for billing engine for further processing.	
Defer	Select the check box, if charges/commissions has to be deferred and collected at any future step.	
Settlement Account	Details of the settlement account.	

## Preview

The bank user can view a preview of the outgoing SWIFT message and advise simulated from back office.

The preview message simulated from the back office and the user can view the message.

Preview Message

Preview - SWIFT Message

Language  
English

Message Type  
Select

Preview Advice

Preview - Mail Advice

Language  
English

Advice Type  
GUARANTEE

Preview Advice

Save & Close

Close

Field	Description	Sample Values
Preview SWIFT Message		
Language	Select the language for the SWIFT message.	
Message Type	Select the message type.	
Preview Advice	Display a preview of the draft message.	
Preview Mail Device		
Language	Select the language for the advice message.	
Advice Type	Select the advice type.	
Message Type	Display a preview of the advice.	
Draft Confirmation Required	This toggle enables the user to select if draft confirmation is required or not	

## Action Buttons

Use action buttons based on the description in the following table:

Field	Description	Sample Values
Refer	<p>On click of Refer, user will be able to refer the task back to the Data Enrichment user. User must select a Refer Reason from the values displayed by the system.</p> <p>Refer Codes:</p> <ul style="list-style-type: none"> <li>• R1- Documents missing</li> <li>• R2- Signature Missing</li> <li>• R3- Input Error</li> <li>• R4- Insufficient Balance/Limits</li> <li>• R5 - Others.</li> </ul>	
Hold	<p>The details provided will be on hold.</p> <p>This option is used, if there are any pending information yet to be received from applicant.</p>	
Cancel	Cancel the Guarantee Advice Scrutiny inputs.	
Next	<p>Task will get moved to next logical stage of Guarantee Amendment Advise.</p> <p>If mandatory fields have not been captured, system will display an error message until the mandatory fields data are provided.</p>	
Save & Close	<p>Save the information provided and holds the task in you queue for working later.</p> <p>This option will not submit the request</p>	
Back	On clicking the Back, system should move the task to the previous segment.	
Documents	<p>Click the Documents icon to View/Upload the required documents.</p> <p>Application will display the mandatory and optional documents.</p>	
Remarks	Click the Remarks icon to view the remarks captured as part of Registration stage and also can input Remarks, which can be seen by other users.	
Overrides	Click to view overrides, if any.	
View Undertaking	Clicking this button allows the user should to view the undertaking details.	

## Settlement Details

In the Settlement details section, user can enter the basic settlement details Data Segment of Internal Amendment of Guarantee/ SBLC Advised request.

Guarantee Advise Internal Amendment Islamic  
DataEnrichment : Application No:- PK2IGIA000011778

Documents Remarks Overrides Customer Instruction Incoming Message View Undertaking

Main Details  
Additional Fields  
Advices  
Additional Details  
**Settlement Details**  
Summary

Settlement Details  
☐ Current Event

Screen ( 5 / 6)

Component	Currency	Debit/Credit	Account	Account Description	Account Currency	Netting Indicator	Current Event
AVL_SET_ICAMT	GBP	Debit	PK1000325025	NATIONAL FREIGHT CORP	GBP	No	No
AVL_SET_ICAMTEQ	GBP	Credit	PK1000325025	NATIONAL FREIGHT CORP	GBP	No	No
COLLAMT_OSEQ	GBP	Debit	PK1000325025	NATIONAL FREIGHT CORP	GBP	No	No
COLLAMINDAMTEQ	GBP	Debit	PK1000325025	NATIONAL FREIGHT CORP	GBP	No	Yes
COLLAMTEQ	GBP	Debit	PK1000325025	NATIONAL FREIGHT CORP	GBP	No	No
COLLAMT_DECR	GBP	Credit	PK1000325025	NATIONAL FREIGHT CORP	GBP	No	Yes
COLLAMT_INCR	GBP	Debit	PK1000325025	NATIONAL FREIGHT CORP	GBP	No	Yes
COLLAVALAMTEQ	GBP	Credit	PK1000325025	NATIONAL FREIGHT CORP	GBP	No	No
LCEXADV_LIQD	GBP	Debit	PK1000325025	NATIONAL FREIGHT CORP	GBP	No	No
LCEXAMND_LIQD	GBP	Debit	PK1000325025	NATIONAL FREIGHT CORP	GBP	No	No

Audit Reject Refer Hold Cancel Save & Close Back Next

Provide the settlement details based on the description in the following table:

Field	Description	Sample Values
Current Event	The user can select the check box to populate the settlement details of the current event associated with the task. On De-selecting the check box, the system list all the accounts under the settlement details irrespective of the current event.	
Component	Components gets defaulted based on the product selected.	
Currency	System displays the default currency for the component.	
Debit/Credit	System displays the debit/credit indicators for the components.	
Account	System displays the account details for the components.	
Account Description	System displays the description of the selected account.	
Account Currency	System defaults the currency for all the items based on the account number.	
Netting Indicator	System displays the applicable netting indicator.	
Current Event	System displays the current event as Y or N.	

## Summary

User can review the summary of details updated in Data Enrichment Islamic Internal Amendment of Guarantee/SBLC Advised request.

The Summary tiles must display a list of important fields with values. The tiles where fields have been amended is highlighted in different color, User can drill down from Summary Tiles into respective data segments.

Guarantee Advise Internal Amendment Islamic  
DataEnrichment :: Application No:- PK2IGIA000071690

Documents Remarks Overrides Customer Instruction Incoming Message View Undertaking

Screen ( 6 / 6 )

Main Details Additional Fields Advices Settlement Details

SBLC/Guarantee Type : **OTHR**  
Submission Mode : **Desk**  
Date of Issue : **2021-05-05**

Click here to view :  
Additional fields

Advice 1 :  
Advice 2 :

Component :  
Account Number :  
Currency :

Limits and Collaterals Commission,Charges and Taxes Preview Messages Compliance details

Limit Currency :  
Limit Contribution :  
Limit Status : **Not Verified**  
Collateral Currency : **GBP**  
Collateral Contr. : **96.96**  
Collateral Status : **Not Verified**

Charge :  
Commission :  
Tax :  
Block Status : **Not Initia**

Language : **ENG**  
Preview Message : -

KYC : **Not Initia**  
Sanctions : **Not Initia**  
AML : **Not Initia**

Parties Details Accounting Details

Applicant : **MARKS AND**  
Beneficiary : **GOODCARE PLC**  
Confirming Bank : **RABO BANK**

Event :  
Account Number :  
Branch :

Audit Reject Refer Hold Cancel Save & Close Back Next Submit

### Tiles Displayed in Summary

- Main Details - User can view the application details and Guarantee/ Standby details. User can only view but cannot modify the details.
- Additional Fields – User can view the UDF maintained.
- Advices - User can view the advice details.
- Limits and Collaterals - User can view the limits and collateral details. User can only view but cannot modify the details.
- Commission Charges and Taxes - User can view the details provided for charges. User can only view but cannot modify the details.
- Preview Messages - User can have the preview of message.
- Party Details - User can view the party details like beneficiary, advising bank etc. User can only view but cannot modify the details.
- Guarantee Details - User can view the Guarantee details.
- Additional Details - User can view the User Defined Field details. User can only view but cannot modify the details.
- Accounting Entries - User can view the accounting entries generated in back office.



#### Note

When the Value Date is different from the Transaction Date for one or more accounting entries, system displays an Alert Message "Value Date is different from Transaction Date for one or more Accounting entries."

## Action Buttons

Use action buttons based on the description in the following table:

Field	Description	Sample Values
Request Clarification	On click the Request Clarification button the user can request for an Online clarification from customer. Clicking the button opens a detailed screen to capture the clarification details.	
Reject	<p>On click of Reject, user must select a Reject Reason from a list displayed by the system.</p> <p>Reject Codes:</p> <ul style="list-style-type: none"> <li>• R1- Documents missing</li> <li>• R2- Signature Missing</li> <li>• R3- Input Error</li> <li>• R4- Insufficient Balance/Limits</li> <li>• R5 - Others.</li> </ul> <p>Select a Reject code and give a Reject Description.</p> <p>This reject reason will be available in the remarks window throughout the process.</p>	
Refer	<p>On click of Refer, user will be able to refer the task back to the Data Enrichment user. User must select a Refer Reason from the values displayed by the system.</p> <p>Refer Codes:</p> <ul style="list-style-type: none"> <li>• R1- Documents missing</li> <li>• R2- Signature Missing</li> <li>• R3- Input Error</li> <li>• R4- Insufficient Balance/Limits</li> <li>• R5 - Others.</li> </ul>	
Hold	<p>The details provided will be on hold.</p> <p>This option is used, if there are any pending information yet to be received from applicant.</p>	
Cancel	Cancel the Guarantee Advice Scrutiny inputs.	
Next	<p>Task will get moved to next logical stage of Guarantee Amendment Advise.</p> <p>If mandatory fields have not been captured, system will display an error message until the mandatory fields data are provided.</p>	
Save & Close	<p>Save the information provided and holds the task in you queue for working later.</p> <p>This option will not submit the request</p>	

Field	Description	Sample Values
Clarification Details	Clicking the button opens a detailed screen, user can see the clarification details in the window and the status will be Clarification Requested.	
Documents	Click the Documents icon to View/Upload the required documents.  Application will display the mandatory and optional documents.	
Remarks	Click the Remarks icon to view the remarks captured as part of Registration stage and also can input Remarks, which can be seen by other users.	
Overrides	Click to view overrides, if any.	
View Undertaking	Clicking this button allows the user should to view the undertaking details.	

## Multi Level Approval

The Approval user can approve a Guarantee Advice Internal Amendment Transaction.

Log in into OBTFPM application and acquire the task to see the summary tiles. The tiles should display a list of important fields with values. User must be able to drill down from summary Tiles into respective data segments to verify the details of all fields under the data segment.



### Note

The user can simulate/recalculate charge details and during calling the handoff, if handoff is failed with error the OBTFM displays the Handoff failure error during the Approval of the task.

The user should be able to view the Approval summary.

## Summary

Guarantee Advise Internal Amendment Islamic  
Approval Task Level 1 : Application No:- PK2IGIA000071690

Documents Remarks Overrides Customer Instruction Incoming Message View Undertaking

Main Details	Additional Fields	Advices	Settlement Details	Limits and Collaterals
SBLC/Guarantee Type : <b>OTHR</b> Submission Mode : <b>Desk</b> Date of Issue : <b>2021-05-05</b>	Click here to view Additional fields :	Advice 1 : Advice 2 :	Component : Account Number : Currency :	Limit Currency : Limit Contribution : Limit Status : <b>Not Verified</b> Collateral Currency : <b>GBP</b> Collateral Contr. : <b>96.96</b> Collateral Status : <b>Not Verified</b>
Commission,Charges and Taxes	Preview Messages	Compliance details	Parties Details	Accounting Details
Charge : Commission : Tax : Block Status : <b>Not Initia</b>	Language : <b>ENG</b> Preview Message : -	KYC : <b>Verified</b> Sanctions : <b>Not Initia</b> AML : <b>Not Initia</b>	Beneficiary : <b>GOODCARE PLC</b> Confirming Bank : <b>RABO BANK</b> Applicant : <b>MARKS AND</b>	Event : Account Number : Branch :
Exception(Approval)				
EXCEPTION : <b>Nil</b>				

Audit Reject Hold Refer Cancel Approve

### Tiles Displayed in Summary:

The tiles pertaining to the fields that are amended is highlighted in different color for the approver user.

- Main Details - User can view the application details and Guarantee/ Standby details. User can only view but cannot modify the details.
- Additional Fields – User can view the UDF maintained.
- Advices - User can view the advice details.
- Limits and Collaterals - User can view the limits and collateral details. User can only view but cannot modify the details.
- Commission Charges and Taxes - User can view the details provided for charges. User can only view but cannot modify the details.
- Preview Messages - User can have the preview of message.
- Party Details - User can view the party details like beneficiary, advising bank etc. User can only view but cannot modify the details.
- Guarantee Details - User can view the Guarantee details.
- Additional Details - User can view the User Defined Field details. User can only view but cannot modify the details.
- Accounting Entries - User can view the accounting entries generated in back office.



### Note

When the Value Date is different from the Transaction Date for one or more accounting entries, system displays an Alert Message “Value Date is different from Transaction Date for one or more Accounting entries.

## Action Buttons

Use action buttons based on the description in the following table:

Field	Description	Sample Values
Reject	<p>On click of Reject, user must select a Reject Reason from a list displayed by the system.</p> <p>Reject Codes:</p> <ul style="list-style-type: none"><li>• R1- Documents missing</li><li>• R2- Signature Missing</li><li>• R3- Input Error</li><li>• R4- Insufficient Balance/Limits</li><li>• R5 - Others.</li></ul> <p>Select a Reject code and give a Reject Description.</p> <p>This reject reason will be available in the remarks window throughout the process.</p>	
Hold	<p>The details provided will be registered and status will be on hold.</p> <p>This option is used, if there are any pending information yet to be received from applicant.</p>	
Refer	<p>User will be able to refer the task back to the Data Enrichment user. User must select a Refer Reason from the values displayed by the system.</p> <p>Refer Codes:</p> <ul style="list-style-type: none"><li>• R1- Documents missing</li><li>• R2- Signature Missing</li><li>• R3- Input Error</li><li>• R4- Insufficient Balance- Limits</li><li>• R5 - Others</li></ul>	
Cancel	Cancel the Guarantee Advice approval.	
Approve	<p>On approve, application must validate for all mandatory field values, and task must move to the next logical stage. If there are more approvers, task will move to the next approver for approval. If there are no more approvers, the transaction is handed off to the back end system for posting.</p>	

## Handoff:

Once the task is Approved, the task is handed off to the back office (LCDGUONL) for postings. In the back office, the relevant accounting entries are posted, advises are generated, charges and tax to be collected are posted.

In case there is a failure in Handoff, the task goes to retry handoff queue. The user can manually try to initiate handoff.



## A

Additional Details .....	20
Action Buttons .....	27
Limits & Collateral .....	21
Additional Fields .....	16
Action Buttons .....	16
Advices .....	17
Action Buttons .....	19
Application Details .....	5

## B

Benefits .....	1
----------------	---

## C

Charge Details .....	24
Commission .....	26
Commission Details .....	26
Common Initiation Stage .....	2
Action Buttons .....	3

## D

Data Enrichment .....	10
Data Enrichment - Summary .....	27
Action Buttons .....	31

## G

Guarantee Advice .....	2
------------------------	---

## K

Key Features .....	1
--------------------	---

## L

Limit and Collateral .....	21
Collateral Details .....	23
Limits Details .....	21

## M

Main Details .....	13
Action Buttons .....	14
Application Details .....	13
Guarantee Details .....	13
Miscellaneous .....	9
Multi .....	32
Multi Level Approval .....	32
Action Buttons .....	34
Summary .....	33

## O

Overview .....	1
----------------	---

## P

Preview .....	20
Action Buttons .....	28

## R

Registration .....	2, 3
Action Buttons .....	10
Application Details .....	5
Guarantee Details .....	6
Miscellaneous .....	9

## S

Scrutiny	
Main Details .....	13
Summary .....	31

## T

Tax Details .....	27
-------------------	----

### References

For more information on any related features, you can refer to the following documents:

- Getting Started User Guide
- Common Core User Guide

### Documentation Accessibility

For information about Oracle's commitment to accessibility, visit the Oracle Accessibility Program website at <http://www.oracle.com/pls/topic/lookup?ctx=acc&id=docacc>.

### Feedback and Support

Oracle welcomes customers' comments and suggestions on the quality and usefulness of the document. Your feedback is important to us. If you have a query that is not covered in this user guide or if you still need assistance, please contact documentation team.